



3933 US ROUTE 11, CORTLAND, NEW YORK 13045

Phone Number: 1-800-345-3851 Fax Number: 607-758-3648

PROJECT NO.: 3175389-311

REVISED DATE: March 24, 2009

TEST REPORT NO.: 3175389CRT-001a

RENDERED TO:

Superior Essex
6120 Powers Ferry Road
Suite 150
Atlanta, GA 30339



Leviton Network Solutions
2222 222nd SE
Bothell, WA 98021



TEST:

Performance testing of the cabling configurations as defined in and to the requirements of ANSI/TIA-568-B.2-10, Transmission Performance Specification for 4 Pair 100 Ω Augmented Category 6 Cabling.

STATEMENT OF LIMITATIONS:

At the client's request, the purpose of this report is to provide electrical performance data on the test sample. It is not valid to use this report for any other purpose.

STANDARD USED:

ANSI/TIA-568-B.2-10, Transmission Performance Specifications for 4 Pair, 100 Ω Augmented Category 6 Cabling, dated March 28, 2008

AUTHORIZATION:

The project was authorized by, Ms Gayle Watson, representing the client, Superior Essex, with signed quotation number Q500137004.

DATE OF TEST:

March 16, 2009

TEST REPORT REVISION HISTORY:

First Issue: March 18, 2009 Original Document

Second Issue: March 24, 2009 Corrected terms ACR and PSACR to ACR-N and PSACR-N

This report is for the exclusive use of Intertek's Client and is provided pursuant to the agreement between Intertek and its Client. Intertek's responsibility and liability are limited to the terms and conditions of the agreement. Intertek assumes no liability to any party, other than to the Client in accordance with the agreement, for any loss, expense or damage occasioned by the use of this report. Only the Client is authorized to copy or distribute this report and then only in its entirety. Any use of the Intertek name or one of its marks for the sale or advertisement of the tested material, product or service must first be approved in writing by Intertek. The observations and test results in this report are relevant only to the sample tested. This report by itself does not imply that the material, product, or service is or has ever been under an Intertek certification program.

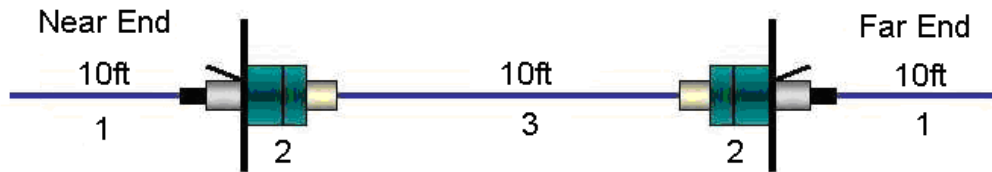
EQUIPMENT LIST:

The following equipment was employed in conducting the tests.

<u>Equipment Used</u>	<u>Model Number</u>	<u>Serial Number</u>	<u>Calibration Date</u>
Hewlett Packard Automatic Cable Test System	HP46152A	3903U01003	02/08/2009

SAMPLE DESCRIPTION:

(2 Connectors channel, bundled in a 6 around 1 configuration)



<u>Component ID</u>	<u>Manufacturer</u>	<u>Part Number</u>	<u>Description</u>
1	Leviton	6AS10-10S	Equipment Cord
2	Leviton	6A586-U48	Patch Panel
3	Superior Essex	6H-273-2B	Horizontal Cable

The samples were received on March 12, 2009 and were in good condition. All samples were supplied by the client.

RESULTS: See appendix A for the test results.

CONCLUSION:

The channel configuration, as previously described and supplied by the client, was tested in accordance with the standard, and did comply with the indicated applicable transmission requirements. The testing was performed at Intertek located in Cortland, New York.

These procedures and requirements were taken from the standards referred to on page 1.

Reviewed and Approved By:

Antoine Pelletier
 Antoine Pelletier
 Engineer
 Global Cabling Products Testing

John Cash
 John Cash
 Technician
 Global Cabling Products Testing

Kathy Heath
 Kathy Heath
 Project Coordinator
 Global Cabling Products Testing

Appendix A
Test results

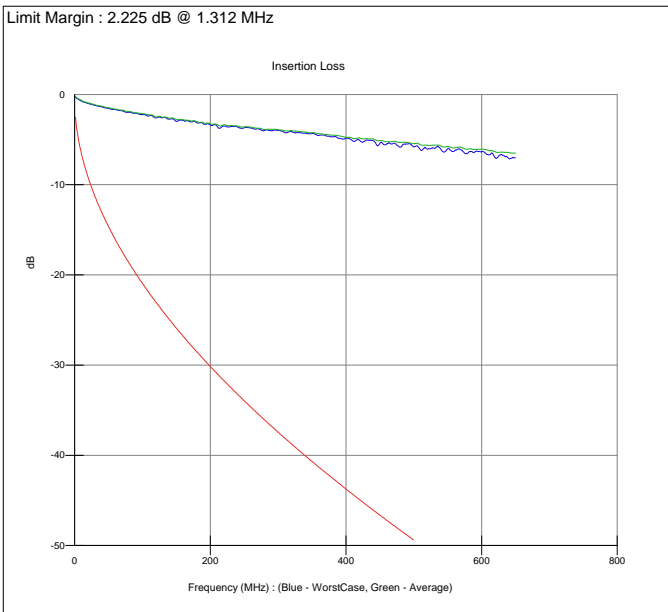
Any data reported above 500 MHz is for indication only.

This appendix contains 5 pages.

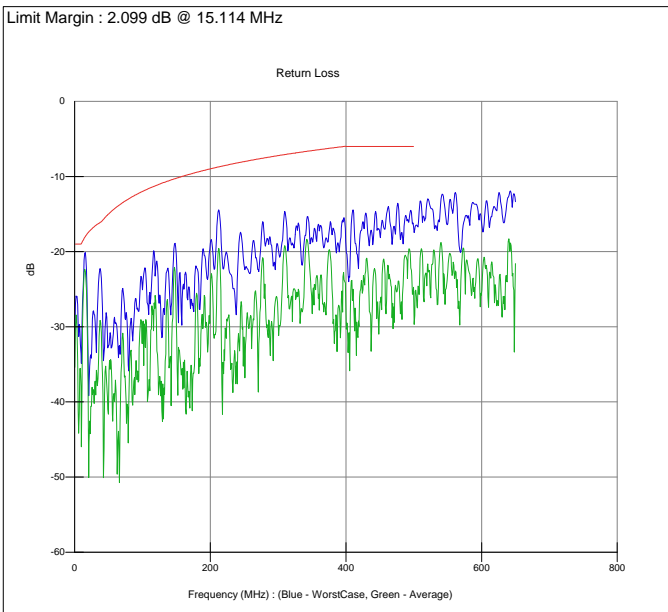


Summary

Client	Superior Essex	Report No	3175389CRT-001a
Specification	TIA 568B2-10 - Augmented Cat 6 (Channel)	Length(m)	9
Part No		Temperature	20 °C
Test Started	3/16/2009 2:54:23 PM	Appendix	A
Description	Short 2 Connector Channel	Test Status	Complies
Technician	Development		



Insertion Loss			
Freq	Worst Case	Average	Spec
1.	0.3	0.2	2.3
4.	0.5	0.4	4.2
8.	0.6	0.6	5.8
10.	0.7	0.6	6.5
16.	0.9	0.8	8.2
20.	1.0	0.9	9.2
25.	1.1	1.0	10.3
31.25	1.2	1.2	11.5
62.5	1.7	1.6	16.4
100.	2.2	2.1	20.9
250.	3.7	3.6	33.9
500.	5.8	5.5	49.4
650.	7.0	6.5	

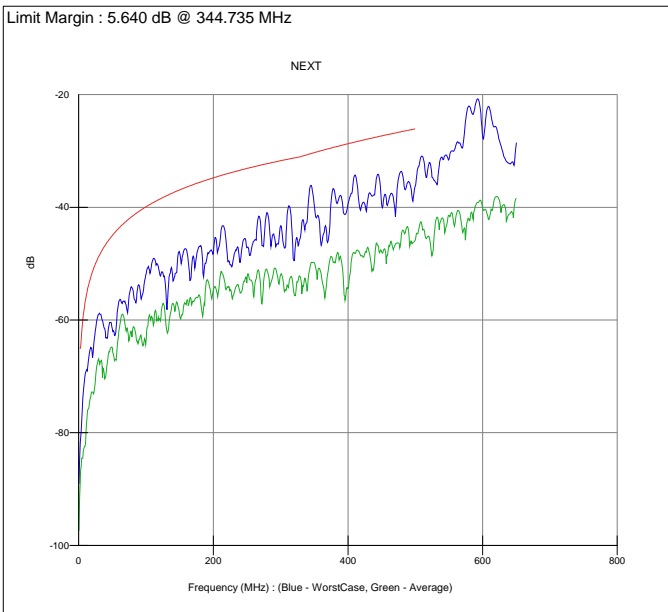


Return Loss			
Freq	Worst Case	Average	Spec
1.	28.3	32.1	19.0
4.	26.3	31.8	19.0
8.	30.6	35.6	19.0
10.	36.9	43.6	19.0
16.	20.2	22.7	18.0
20.	34.1	38.1	17.5
25.	34.1	40.1	17.0
31.25	31.0	38.8	16.5
62.5	30.1	45.5	14.0
100.	25.8	31.0	12.0
250.	21.8	32.1	8.0
500.	16.8	25.9	6.0
650.	13.4	21.6	

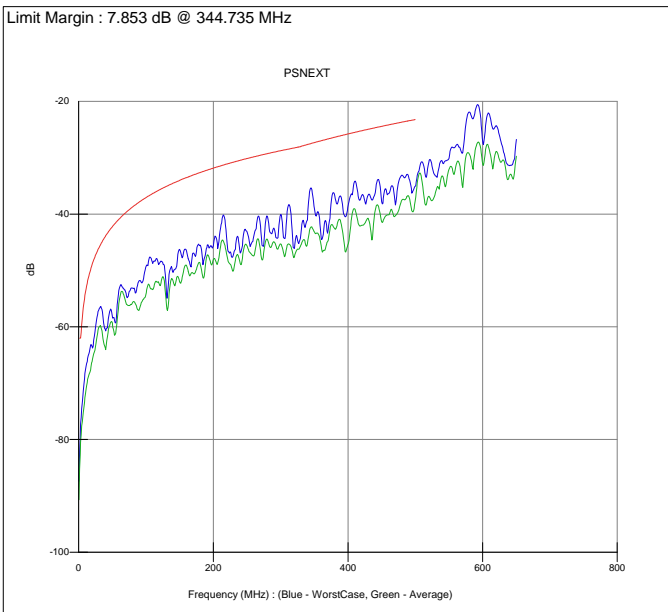


Summary

Client	Superior Essex	Report No	3175389CRT-001a
Specification	TIA 568B2-10 - Augmented Cat 6 (Channel)	Length(m)	9
Part No		Temperature	20 °C
Test Started	3/16/2009 2:54:23 PM	Appendix	A
Description	Short 2 Connector Channel	Test Status	Complies
Technician	Development		



NEXT			
Freq	Worst Case	Average	Spec
1.	86.5	93.8	65.0
4.	79.3	85.5	63.1
8.	71.4	82.7	58.2
10.	69.5	82.1	56.6
16.	65.8	74.7	53.2
20.	65.7	72.8	51.6
25.	61.8	70.7	50.0
31.25	58.9	67.8	48.4
62.5	56.5	59.9	43.4
100.	51.9	63.8	39.9
250.	47.3	53.0	33.1
500.	36.2	45.8	26.1
650.	28.5	38.4	

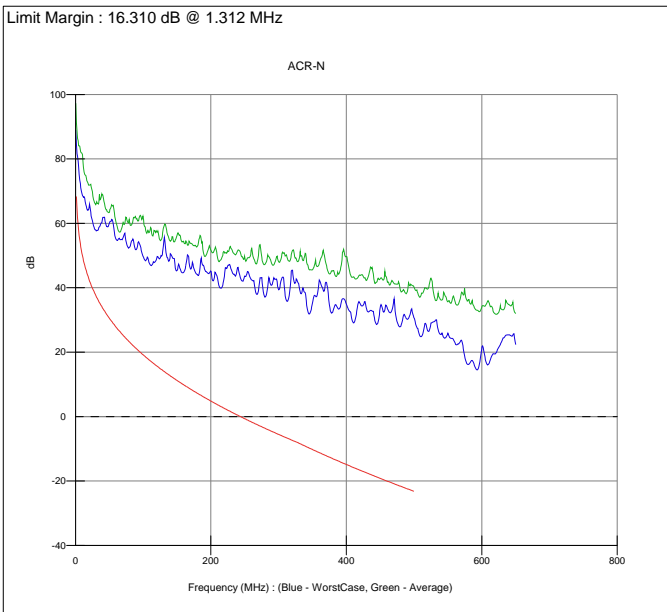


PSNEXT			
Freq	Worst Case	Average	Spec
1.	84.2	87.3	62.0
4.	75.6	78.6	60.6
8.	70.0	74.1	55.6
10.	67.8	72.1	54.0
16.	64.4	68.3	50.6
20.	63.5	66.2	49.0
25.	60.3	63.6	47.3
31.25	56.7	59.9	45.7
62.5	52.6	54.0	40.6
100.	49.3	54.2	37.1
250.	43.1	45.6	30.2
500.	35.0	37.6	23.2
650.	26.7	29.7	

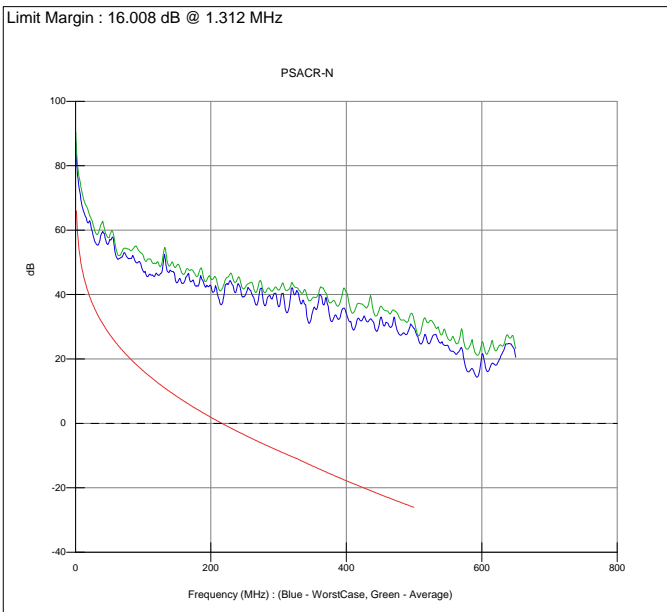


Summary

Client	Superior Essex	Report No	3175389CRT-001a
Specification	TIA 568B2-10 - Augmented Cat 6 (Channel)	Length(m)	9
Part No		Temperature	20 °C
Test Started	3/16/2009 2:54:23 PM	Appendix	A
Description	Short 2 Connector Channel	Test Status	Complies
Technician	Development		



ACR-N			
Freq	Worst Case	Average	Spec
1.	86.3	93.6	69.8
4.	79.0	85.1	59.0
8.	70.8	82.1	52.4
10.	68.9	81.5	50.2
16.	65.1	73.9	45.1
20.	64.9	71.9	42.6
25.	60.7	69.7	39.9
31.25	57.8	66.6	37.0
62.5	54.8	58.3	27.1
100.	49.6	61.6	19.2
250.	43.7	49.5	-0.7
500.	30.7	40.3	-23.2
650.	22.3	32.0	

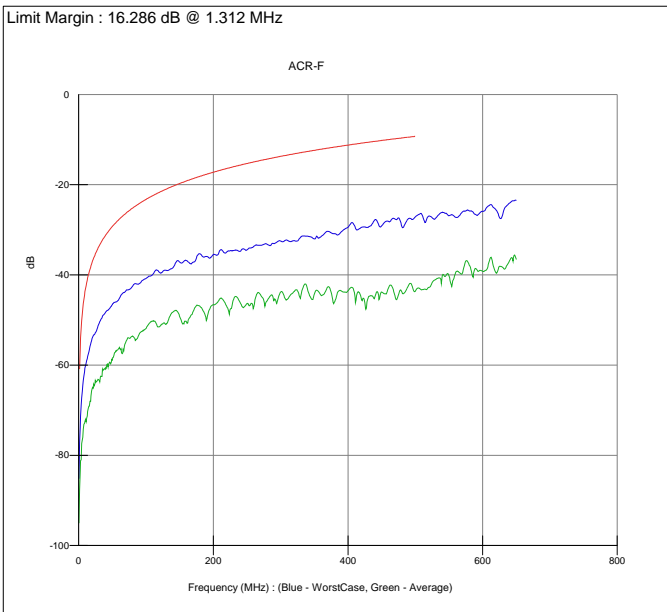


PSACR-N			
Freq	Worst Case	Average	Spec
1.	84.0	87.1	67.5
4.	75.3	78.2	56.5
8.	69.5	73.5	49.9
10.	67.2	71.4	47.6
16.	63.5	67.4	42.5
20.	62.6	65.3	39.9
25.	59.4	62.6	37.2
31.25	55.6	58.7	34.3
62.5	51.0	52.4	24.3
100.	47.2	52.0	16.3
250.	39.5	42.0	-3.6
500.	29.5	32.1	-26.1
650.	20.5	23.3	

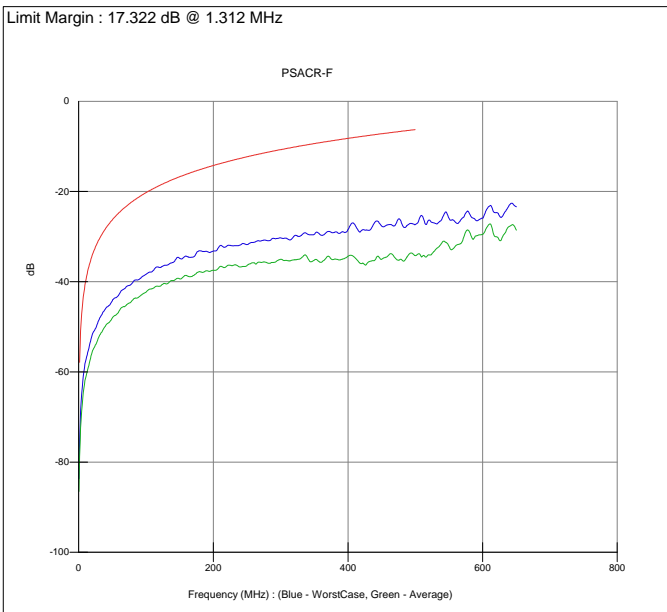


Summary

Client	Superior Essex	Report No	3175389CRT-001a
Specification	TIA 568B2-10 - Augmented Cat 6 (Channel)	Length(m)	9
Part No		Temperature	20 °C
Test Started	3/16/2009 2:54:23 PM	Appendix	A
Description	Short 2 Connector Channel	Test Status	Complies
Technician	Development		



ACR-F			
Freq	Worst Case	Average	Spec
1.	80.3	90.5	62.5
4.	68.3	79.9	51.3
8.	62.2	73.1	45.2
10.	60.3	72.2	43.3
16.	56.5	69.0	39.2
20.	54.1	65.3	37.2
25.	52.8	63.5	35.3
31.25	50.4	63.7	33.4
62.5	44.6	56.5	27.3
100.	40.8	51.9	23.3
250.	34.5	46.4	15.3
500.	27.1	43.6	9.3
650.	23.5	36.6	

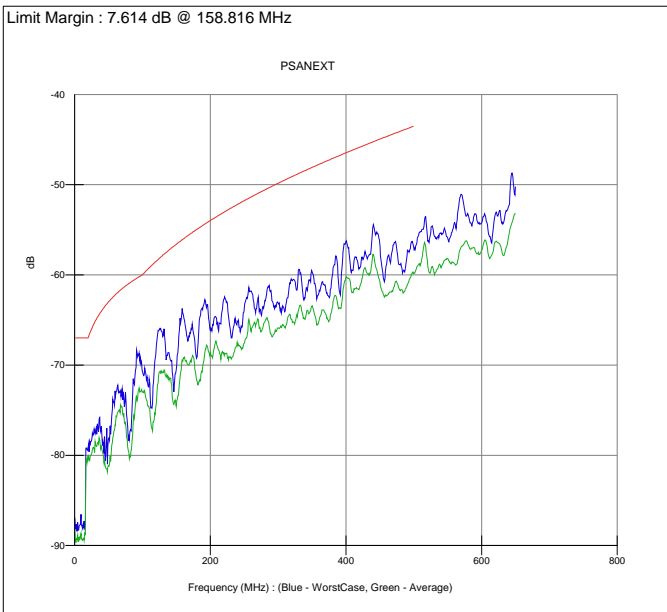


PSACR-F			
Freq	Worst Case	Average	Spec
1.	78.5	81.7	59.5
4.	66.0	69.8	48.3
8.	59.7	63.4	42.2
10.	57.8	61.6	40.3
16.	54.2	58.0	36.2
20.	51.9	55.6	34.2
25.	50.4	54.0	32.3
31.25	48.1	51.9	30.4
62.5	42.2	45.9	24.3
100.	38.4	42.3	20.3
250.	31.8	36.4	12.3
500.	27.4	34.2	6.3
650.	23.4	28.6	

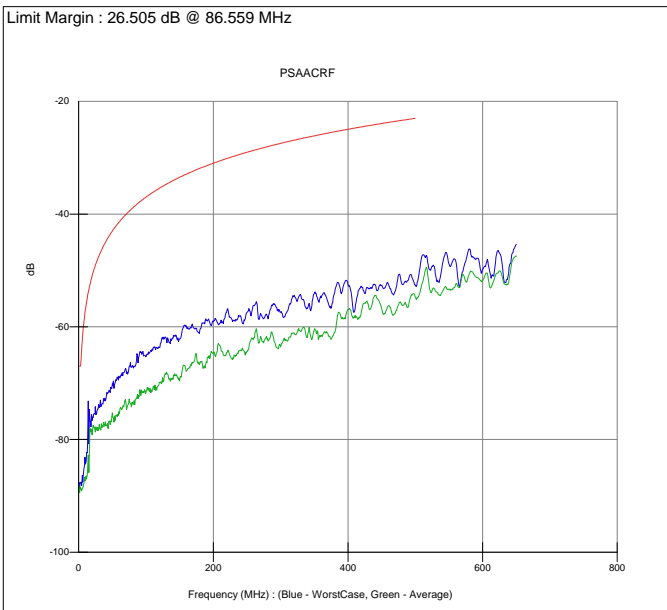


Summary

Client	Superior Essex	Report No	3175389CRT-001a
Specification	TIA 568B2-10 - Augmented Cat 6 (Channel)	Length(m)	9
Part No		Temperature	20 °C
Test Started	3/16/2009 2:54:23 PM	Appendix	A
Description	Short 2 Connector Channel	Test Status	Complies
Technician	Development		



PSANEXT			
Freq	Worst Case	Average	Spec
1.	88.3	89.1	67.0
4.	88.5	89.2	67.0
8.	87.7	89.3	67.0
10.	88.0	89.1	67.0
16.	87.1	88.0	67.0
20.	79.2	80.5	67.0
25.	78.6	79.8	66.0
31.25	77.2	78.8	65.1
62.5	72.7	75.6	62.0
100.	70.7	73.0	60.0
250.	63.9	67.6	51.8
500.	56.9	59.9	43.5
650.	50.2	53.2	



PSAACRF			
Freq	Worst Case	Average	Spec
1.	88.5	88.9	67.0
4.	87.9	88.9	65.0
8.	85.1	87.6	58.9
10.	84.0	87.1	57.0
16.	75.0	82.2	52.9
20.	76.6	79.1	51.0
25.	74.4	78.5	49.0
31.25	74.2	77.8	47.1
62.5	68.7	74.3	41.1
100.	65.3	71.6	37.0
250.	57.5	64.4	29.0
500.	52.6	54.7	23.0
650.	45.4	47.5	