



Project Number: 3124129

Date Issued: 12/18/2009

Certificate of Conformance #: 3117361CRT-012

Test Report Number: 3124129CRT-023e

**Applicant:**

Superior Essex  
Attn: Ms. Gayle Watson  
6120 Powers Ferry Road  
Suite 150  
Atlanta, GA 30339

**Manufacturer:**

Leviton Network Solutions  
Attn: Mr. Gary Bernstein  
2222 222nd SE  
Bothell, WA 98021



Dear Ms. Gayle Watson;

Intertek is pleased to provide this Letter Report covering the follow-up testing on your 4 Connector Channel. The sample were submitted from your Superior Essex's distribution located in Hoisington, KS and Leviton's distribution located in Bothell WA. The samples were received on 12/2/2009 in good condition for Quarter 4 2009 Follow-up Testing.

4 Connector Channel: NextLAN™ Cat-6Ex

Manufacturer	Part Number	Description
Leviton	62460-XXL	Equipment Cord (XX denotes length)
Leviton	61110-RA6	Wall Outlet
Superior Essex	54-246-XB-CMP	NextGain Horizontal Cable (X denotes color)
Leviton	41AB6-1F4	110 Block
Leviton	69586-U24	Patch Panel
Leviton	62460-XXL	Cross Connect (XX denotes length)

The testing was performed at Intertek located in Cortland, NY on 12/18/2009 to the ANSI/TIA-568-B.2-1 Category 6 and the NextLan Specification Rev. 5 and did comply with the applicable requirements of the test specifications.

We have appreciated this opportunity to be of service to you. If there are any questions regarding this letter or any other services offered by Intertek, please do not hesitate to contact us.

Sincerely,

Kathy Heath  
Project Coordinator  
Global Cabling Products Testing  
Phone: (607) 758-6641  
Email: kathy.heath@intertek.com

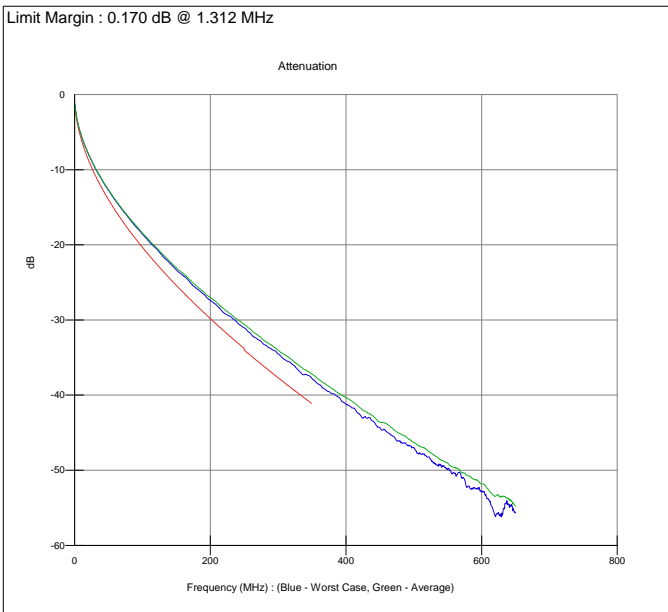
John Cash  
Technician  
Global Cabling Products Testing  
Phone: (607) 758-6677  
Email: john.cash@intertek.com

This report is for the exclusive use of Intertek's Client and is provided pursuant to the agreement between Intertek and its Client. Intertek's responsibility and liability are limited to the terms and conditions of the agreement. Intertek assumes no liability to any party, other than to the Client in accordance with the agreement, for any loss, expense or damage occasioned by the use of this report. Only the Client is authorized to copy or distribute this report and then only in its entirety. Any use of the Intertek name or one of its marks for the sale or advertisement of the tested material, product or service must first be approved in writing by Intertek. The observations and test results in this report are relevant only to the sample tested. This report by itself does not imply that the material, product, or service is or has ever been under an Intertek certification program.

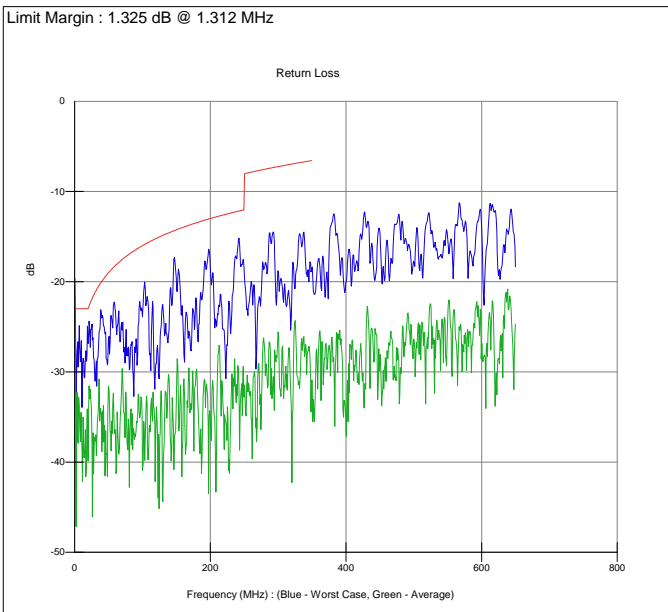


## Summary

<b>Client</b>	Superior Essex	<b>Report No</b>	3124129CRT-023e
<b>Specification</b>	Cat 6 Channel NextLAN S650 Limits 350MHz	<b>Length(m)</b>	100.
<b>Part No</b>	54-246-2B-CMP	<b>Temperature</b>	20 °C
<b>Test Started</b>	12/18/2009 7:12:17 AM	<b>Appendix</b>	A
<b>Description</b>	4 Connector Channel	<b>Test Status</b>	Complies
<b>Operator Name</b>	John Cash		



Attenuation			
Freq	Worst Case	Average	Spec
1.	1.7	1.6	1.9
4.	3.4	3.4	3.7
8.	4.9	4.8	5.3
10.	5.5	5.4	6.0
16.	7.0	6.9	7.6
20.	7.8	7.8	8.6
25.	8.8	8.8	9.7
31.25	9.9	9.8	10.9
62.5	14.4	14.3	15.8
100.	18.6	18.4	20.3
250.	31.0	30.6	33.9
350.	37.8	37.2	41.1
650.	55.7	54.8	

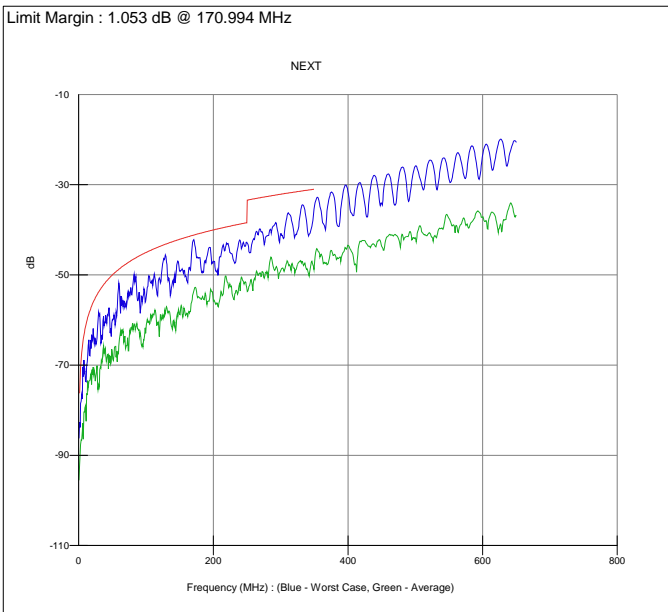


Return Loss			
Freq	Worst Case	Average	Spec
1.	22.5	25.7	23.0
4.	27.5	33.9	23.0
8.	27.6	36.7	23.0
10.	27.1	35.8	23.0
16.	28.6	36.9	23.0
20.	26.9	39.8	23.0
25.	25.2	34.8	22.0
31.25	29.9	37.1	21.1
62.5	25.8	37.8	18.1
100.	23.7	38.3	16.0
250.	18.8	32.4	10.8
350.	18.5	30.9	6.6
650.	18.4	24.7	

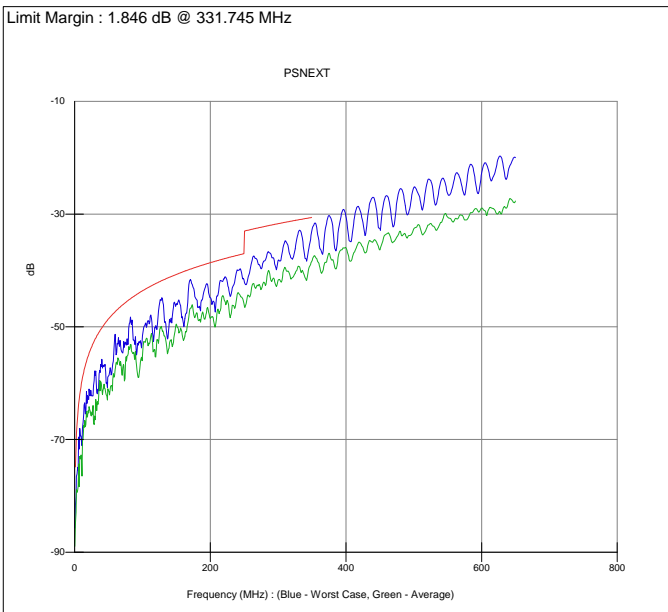


## Summary

<b>Client</b>	Superior Essex	<b>Report No</b>	3124129CRT-023e
<b>Specification</b>	Cat 6 Channel NextLAN S650 Limits 350MHz	<b>Length(m)</b>	100.
<b>Part No</b>	54-246-2B-CMP	<b>Temperature</b>	20 °C
<b>Test Started</b>	12/18/2009 7:12:17 AM	<b>Appendix</b>	A
<b>Description</b>	4 Connector Channel	<b>Test Status</b>	Complies
<b>Operator Name</b>	John Cash		



NEXT			
Freq	Worst Case	Average	Spec
1.	85.2	93.4	77.6
4.	79.4	86.6	68.3
8.	69.5	80.4	63.2
10.	72.9	79.2	61.6
16.	68.1	73.4	58.2
20.	64.5	71.0	56.6
25.	64.8	73.3	55.0
31.25	58.7	71.5	53.4
62.5	57.1	62.8	48.4
100.	55.4	61.9	45.0
250.	42.8	53.1	36.9
350.	35.0	48.0	31.0
650.	20.6	36.9	

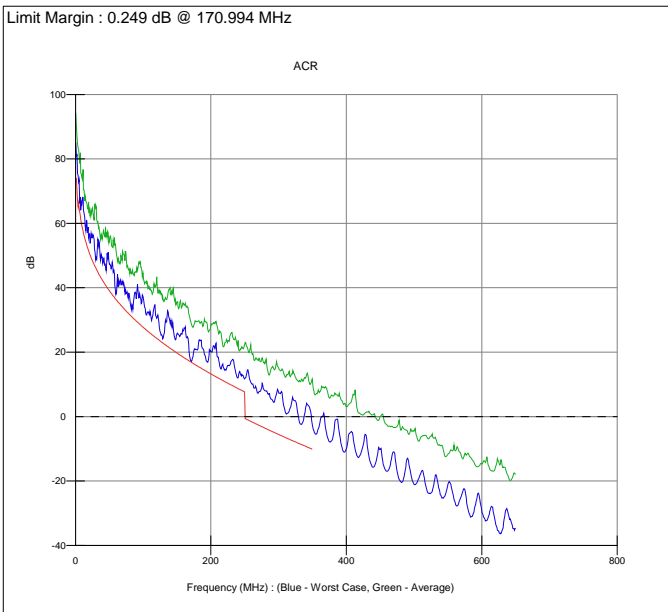


PSNEXT			
Freq	Worst Case	Average	Spec
1.	83.7	86.5	76.2
4.	77.2	79.2	66.9
8.	68.3	73.1	61.8
10.	70.1	72.9	60.2
16.	65.5	67.7	56.8
20.	62.7	64.9	55.2
25.	62.2	65.7	53.6
31.25	58.0	63.3	52.0
62.5	54.1	56.4	47.0
100.	52.0	55.5	43.6
250.	41.8	46.1	35.8
350.	32.9	38.3	30.6
650.	20.0	27.7	

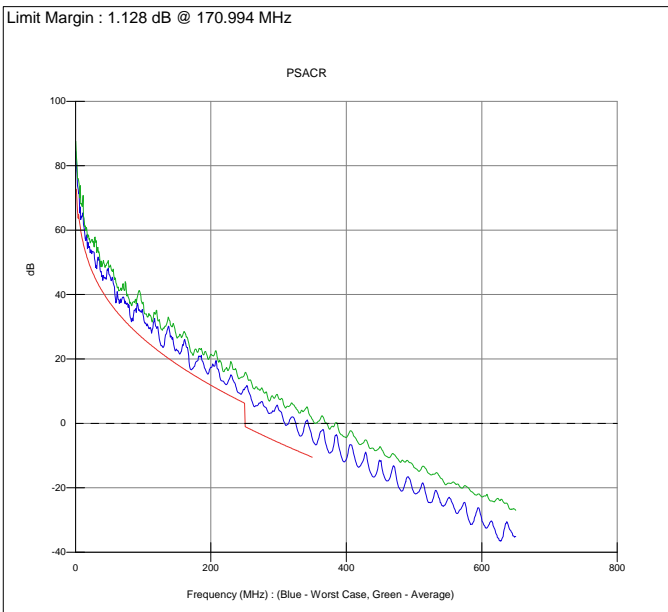


## Summary

<b>Client</b>	Superior Essex	<b>Report No</b>	3124129CRT-023e
<b>Specification</b>	Cat 6 Channel NextLAN S650 Limits 350MHz	<b>Length(m)</b>	100.
<b>Part No</b>	54-246-2B-CMP	<b>Temperature</b>	20 °C
<b>Test Started</b>	12/18/2009 7:12:17 AM	<b>Appendix</b>	A
<b>Description</b>	4 Connector Channel	<b>Test Status</b>	Complies
<b>Operator Name</b>	John Cash		



ACR			
Freq	Worst Case	Average	Spec
1.	83.5	91.7	75.7
4.	76.0	83.2	65.5
8.	64.7	75.5	60.9
10.	67.4	73.7	58.7
16.	61.1	66.5	53.6
20.	56.7	63.2	51.0
25.	56.1	64.5	48.4
31.25	48.9	61.6	45.5
62.5	42.9	48.5	35.7
100.	37.0	43.5	27.7
250.	11.8	22.5	5.1
350.	-2.9	10.7	-10.1
650.	-34.7	-17.9	



PSACR			
Freq	Worst Case	Average	Spec
1.	82.0	84.7	74.3
4.	73.8	75.8	64.1
8.	63.5	68.2	59.5
10.	64.7	67.4	57.3
16.	58.6	60.7	52.2
20.	54.9	57.1	49.6
25.	53.4	56.9	47.0
31.25	48.2	53.5	44.1
62.5	39.7	42.1	34.3
100.	33.4	37.1	26.3
250.	10.8	15.5	4.0
350.	-5.0	1.2	-10.5
650.	-35.1	-27.0	

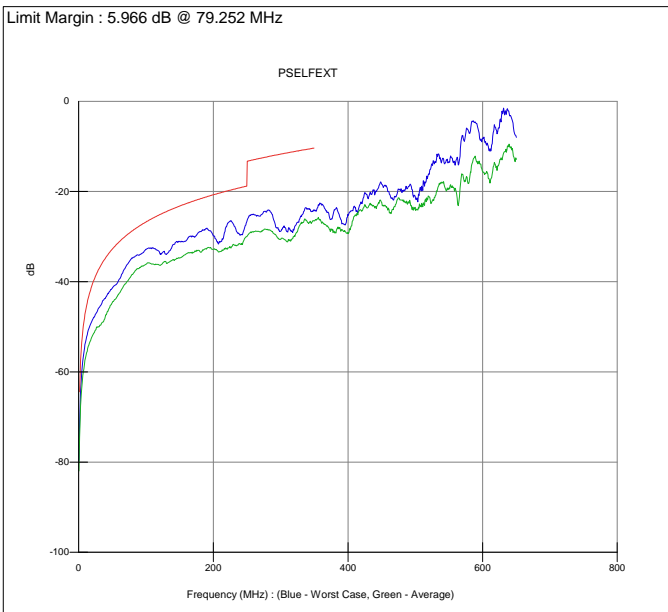


## Summary

<b>Client</b>	Superior Essex	<b>Report No</b>	3124129CRT-023e
<b>Specification</b>	Cat 6 Channel NextLAN S650 Limits 350MHz	<b>Length(m)</b>	100.
<b>Part No</b>	54-246-2B-CMP	<b>Temperature</b>	20 °C
<b>Test Started</b>	12/18/2009 7:12:17 AM	<b>Appendix</b>	A
<b>Description</b>	4 Connector Channel	<b>Test Status</b>	Complies
<b>Operator Name</b>	John Cash		



ELFEXT			
Freq	Worst Case	Average	Spec
1.	77.6	85.0	68.0
4.	64.2	72.3	56.7
8.	57.8	66.8	50.7
10.	55.8	64.8	48.8
16.	51.6	62.4	44.7
20.	49.6	60.2	42.7
25.	47.7	58.5	40.8
31.25	46.0	57.8	38.9
62.5	40.6	49.6	32.8
100.	36.9	44.5	28.8
250.	29.3	37.8	19.4
350.	24.2	33.7	13.4
650.	9.1	19.1	



PSELFEXT			
Freq	Worst Case	Average	Spec
1.	74.5	77.4	66.0
4.	61.6	64.8	54.7
8.	55.5	59.0	48.7
10.	53.6	57.1	46.8
16.	50.1	53.6	42.7
20.	48.7	52.1	40.7
25.	47.2	50.8	38.8
31.25	45.6	49.7	36.9
62.5	39.0	42.1	30.8
100.	32.9	36.1	26.8
250.	26.6	30.0	17.1
350.	24.1	26.5	10.4
650.	8.0	12.9	